

Sustained Silent Reading (SSR)


February

Please choose a book from the list below to read during SSR time at school and at home. You may need to find these books at your local library due to the limited number of copies in your school library. You are to have your SSR book in your possession **EACH** day you are in school. This means you are responsible to bring it home for nightly reading and then back to school every morning! Your SSR book will be due _____, February _____. At this time, you will tell me the title so I can keep a record of your monthly book choice as well as check for reading level appropriateness.

For the SSR book you read, you will be required to complete a reading log and a mini-project to share what you learned from your book. February's reading log and mini-project will be due on the first school day of March. This means you will have an entire month to read your book and complete your project! SSR requirements are reflected in your reading grade so it is imperative that you keep up with the work as much of it is done outside of school time. If you have any questions, please feel free to ask. Happy Reading!

Book Selection:

We are going "Old School" this month! For your SSR selection, please choose a book that is older than you! You must choose a book that was published **BEFORE** the year you were born. Books published **AFTER** you were born may not be used for this month's project. After reading your book, please complete the Book Mobile mini-project. (Talk about "Old School"... I did these when I was your age!) You will have an opportunity to present your mobile to the class in March, so make sure you practice what you will be presenting!



Book Mobile

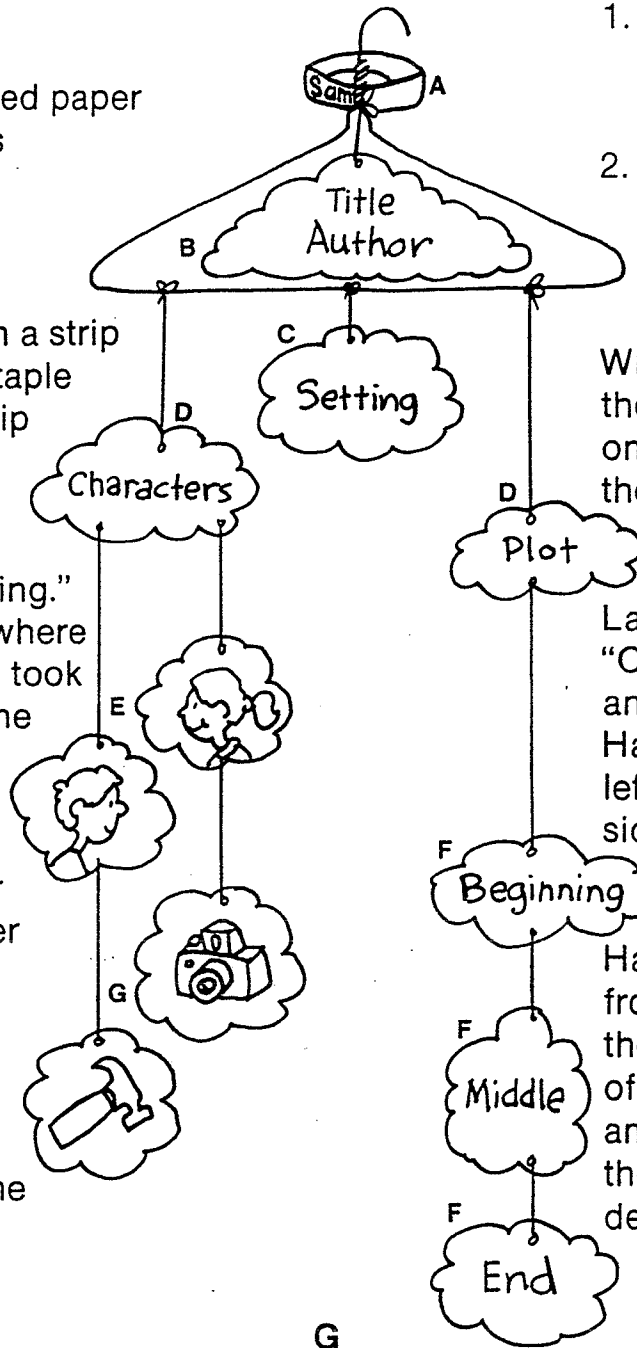
Make a mobile about a book you have read.

You need:

- wire hanger
- string
- white or light-colored paper
- crayons or markers
- glue or stapler
- hole punch or tape

Directions:

1. Cut out paper cloud shapes like the ones shown.
2. Assemble the mobile from top to bottom by following steps A-G.



A

Write your name on a strip of paper. Glue or staple it into a loop and slip it over the hook.

C

Label a cloud "Setting." On the back write where and when the story took place. Hang from the bottom center.

E

Hang one cloud for each main character in the book from the cloud labeled "Characters." Draw the character on the front, and write the character's name on the back.

G

Have a smaller cloud hang from each character. Draw an object on it that goes with that character.

B

Write the title and the author of the book on a cloud. Hang inside the hanger from center.

D

Label one cloud "Characters" and another "Plot." Hang them from the left and right sides of the hanger.


F

Have three clouds hang from the "Plot" cloud. On the fronts, draw pictures of the beginning, middle, and end of the book. On the backs, write short descriptions.

Book Project

Brainwork! Write two riddles about the book.

7 125



Sunday	Monday	Tuesday	Wednesday	Thursday	Friday	Saturday
4	5	6	7	8	9	10
11	12	13	14	15	16	17
18	19	20	21	22	23	24
25	26	27	28			

Valentine's Day
Ash Wednesday

NO School
Shrove Fest

NO School -
President's Day

*

Parent Signature

SSR Project - Book Mobile Rubric

A:

Name on paper strip _____/1

B:

Title/Author _____/2

C:

Setting (where/when) _____/4

D:

Characters cloud _____/1

Plot cloud _____/1

E:

Characters (picture/name) _____/5

F:

Plot (picture/description)

- Beginning _____/2 _____/5
- Middle _____/2 _____/5
- End _____/2 _____/5

G:

Object relating to character _____/5

TOTAL: _____/ 40 points

A handwritten signature in black ink, consisting of a large, stylized letter 'B' with a small 'e' and a flourish above it.

SSR Project - Book Mobile Rubric

A:

Name on paper strip _____/1

B:

Title/Author _____/2

C:

Setting (where/when) _____/4

D:

Characters cloud _____/1

Plot cloud _____/1

E:

Characters (picture/name) _____/5

F:

Plot (picture/description)

- Beginning _____/2 _____/5
- Middle _____/2 _____/5
- End _____/2 _____/5

G:

Object relating to character _____/5

TOTAL: _____/ 40 points

A handwritten signature in black ink, identical to the one on the left page, consisting of a large, stylized letter 'B' with a small 'e' and a flourish above it.