



## Sustained Silent Reading (SSR)

December

Please choose two Christmas picture books to read during SSR time at school and at home. One of your Christmas books must have the birth of *Jesus* as the central focus. Your other Christmas book must have *Santa Claus* as the central focus. You may need to find these books at your local library due to the limited number of copies in your school library. Look in the juvenile picture book section of your library and you will find many wonderfully illustrated books. You will use these books for your project as well as for a read-aloud at school. Please have your SSR books in your possession **EACH** day you are in school. This means you are responsible to bring them home for nightly reading and then back to school every morning! Your SSR books will be due by Monday, December . At this time, you will tell me the titles so I can keep a record of your monthly book choices.

For the SSR books you read, you will be required to complete a reading log and a mini-project to share what you learned from your books. December's Reading log and mini-project will be due on the first school day of January. This means you will have an entire month to read your books and complete your project! SSR requirements are reflected in your reading grade so it is imperative that you keep up with the work as much of it is done outside of school time. If you have any questions, please feel free to ask. Happy Reading!

**\*\*TIP: GO to the library as soon as possible as these**

**- types of books leave the shelves QUICKLY this time of year.\*\***



Name \_\_\_\_\_

# Story Tree (Ornament )



A Story Tree can't be planted; it needs to be built. You can build a Story Tree by following the directions below. Write each item in the correct space on the tree frame.

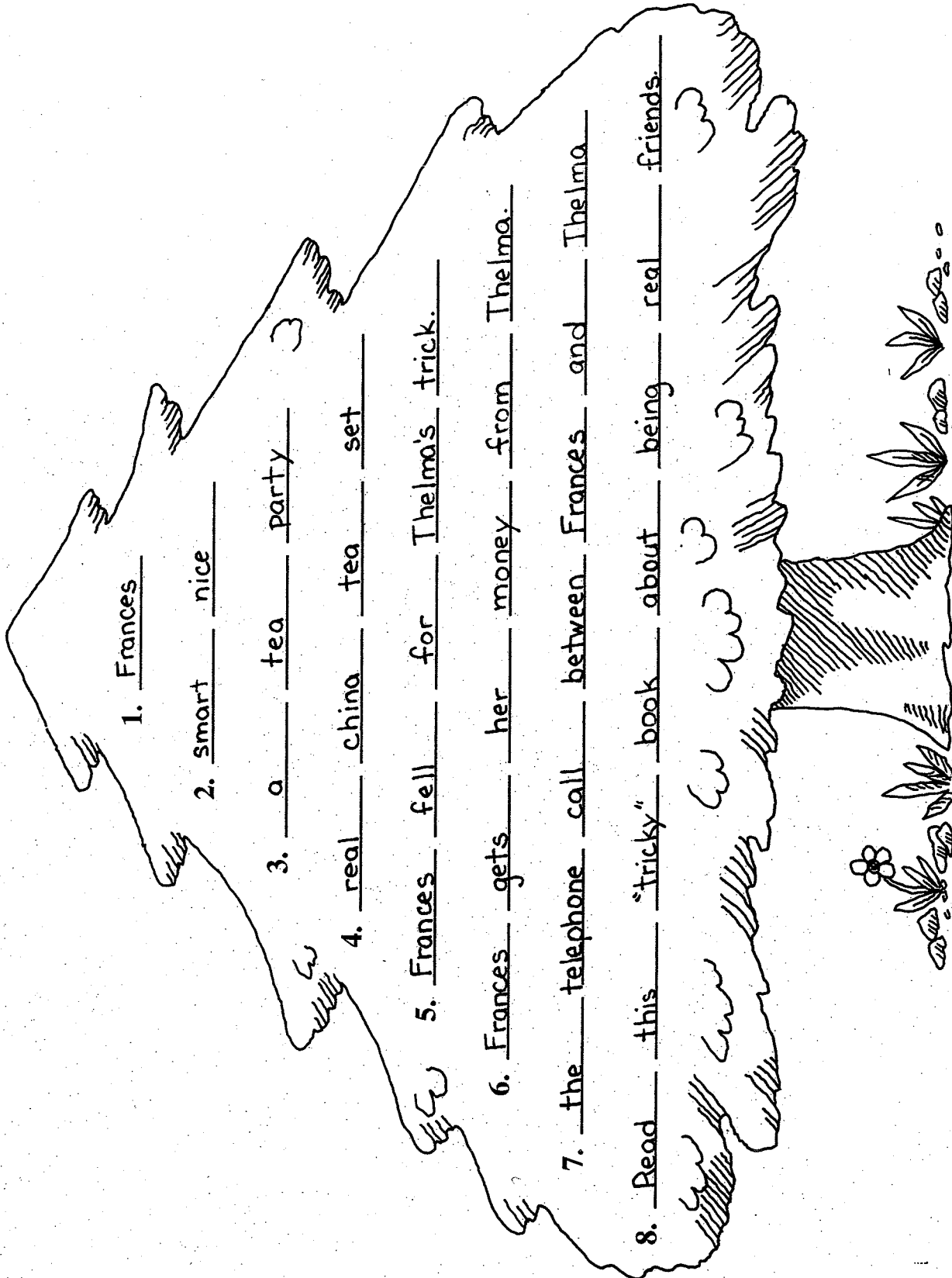
*\* Complete one "Story Tree" for each book. Color & cut out each tree. Glue each tree back-to-back to make an ornament. Punch a hole at the top & string, ribbon or yarn through.*

## Write:

1. the name of the main character
2. two words that describe the main character
3. three words that describe where the story takes place (setting)
4. four words telling what the main character wanted in the story (problem / challenge)
5. five words telling what happened that almost stopped the main character from getting what she or he wanted in the story
6. six words telling how the main character got what she or he wanted in the story (solution)
7. seven words that describe the best part of the book
8. eight words telling why you would or would not tell a friend to read this book

Book title: A Bargain for Frances

Author: Russell Hoban



1. Frances

2. smart nice

3. a tea party

4. real china tea set

5. Frances fell for Thelma's trick.

6. Frances gets her money from Thelma.

7. the telephone call between Frances and Thelma

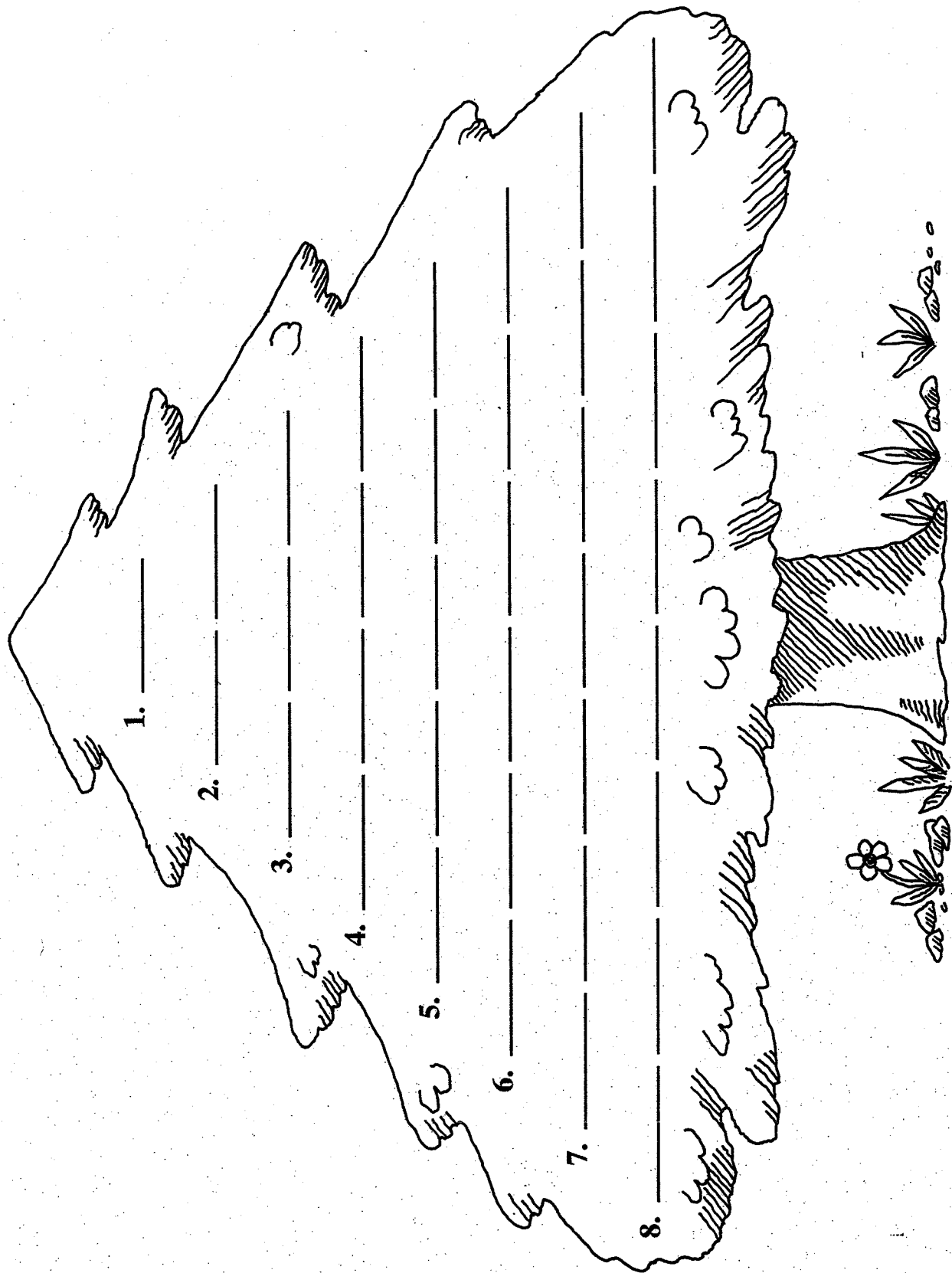
8. Read this "tricky" book about being real friends.

Name \_\_\_\_\_

# Story Tree (cont.)



Book title \_\_\_\_\_ Author \_\_\_\_\_

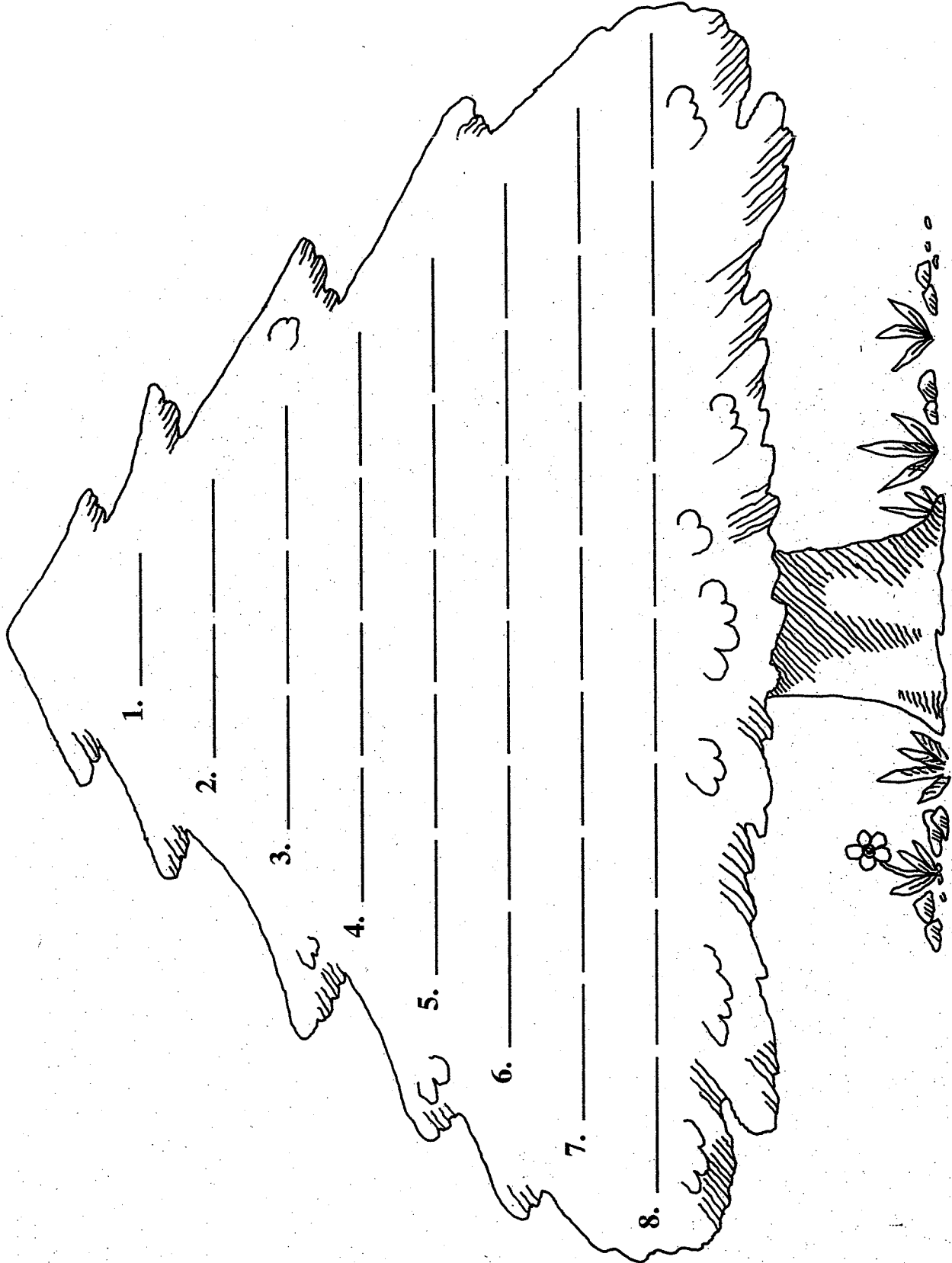


Name \_\_\_\_\_

# Story Tree (cont.)



Book title \_\_\_\_\_ Author \_\_\_\_\_





+ 120

# DECEMBER

Sunday	Monday	Tuesday	Wednesday	Thursday	Friday	Saturday
					1	2
3	4	5	6	7	8	9
10	11	12	13	14	15	16
17	18	19	20	21	22	23
24 25	25	26	27	28	29	30

Dec. SSR  
Calendars  
Due!

Merry Christmas!  
Happy Birthday, Jesus!

NO SCHOOL  
See you next year!

+ / 300 min.

X PARENT SIGNATURE