




NATIVE AMERICAN DWELLING PROJECT



DUE: _____

(1) Choose a Native American dwelling (tepee, pueblo, longhouse, igloo, or lodge)

(2) Read and answer the questions below and write 4 or more questions that you have about the dwelling or the people who lived in it


- a. What is the local climate? How do you think the climate has affected the dwelling? How does the climate affect the native's lives?
- b. Is the structure mobile (easy to move), permanent or temporary (used for several days or weeks)? How do you know?
- c. In which region is the dwelling located? How does the region, its geography, and soil affect the native's lives?
- d. Which tribe(s) or nation used the dwelling? Did they have specific rituals, art, and customs pertaining to the dwelling?

Write your own questions below

e. The Native Americans built their dwellings out of:

f. _____

g. _____



h. _____

(3) Research and find answers to the eight questions as well as other information about your dwelling using your textbook, the school / public library, or the internet. Don't forget when you gather information to make sure that you write down where you read it and on what page /website you found it. (You will use this information later on a bibliography page.)


(4) Using your own words, write a 1 page report using the information gathered from your research. Write your findings in paragraph form including an introductory and a closing sentence. You may type or write the information neatly. Please include in your report a title page and bibliography page. (Keep reading to view samples.) **Do not plagiarize (copy word for word) from any resource. Rather, put the information you have into your own words (paraphrase)!**

★ (5) Now here is the **FUN** part! Create a *model* of your chosen Native American dwelling. Be sure to use natural materials such as wood, soil, mud, leaves, bark, hay, paper and twigs. (Yes, sugar cubes count!) Don't forget to decorate the outdoor living area around your dwelling to show what it might have looked like on any given day! (This could include areas for cooking, cleaning, gardening, etc.)



(6) Prepare a short presentation (5 minutes) telling about your dwelling. Be sure to discuss the information you gathered about the dwelling, region, tribe(s) and climate/environment of where your tribe resided. You will have 5 minutes to present your project and share all that you have learned!

That is it! Remember to use effective time management throughout this project. Complete small steps throughout the next several weeks instead of waiting until the weekend before it's due to complete all of it! Have fun exploring and learning more about these fascinating groups of Native Americans!



Native American Dwelling Project Student Rubric

_____ My findings are in paragraph form, typed or written neatly, and at least 1 full page in length

_____ I included introductory and a closing sentences

_____ I checked my report for punctuation, spelling, capitalization, and grammar errors

_____ I included a title page


_____ I included a bibliography page

_____ I made a model using materials such as wood, soil, mud, leaves, bark, hay, paper and twigs.

_____ I decorated the outdoor living area around the dwelling to show what a typical day might look like

_____ I prepared a presentation that includes information about the dwelling, the region, tribe(s) and climate of the dwelling.

_____ I practiced presenting several times in front of a real or imaginary audience



"Title of Project"

First Name Last Name

Date

5 Social Studies

How to Format a Bibliography

For Books:

Last name of author, first name. Name of Book Underlined and Capitalized. Publisher's name, publisher's city, copyright year.

For Reference Books such as an Encyclopedia:

Name of Reference Book Underlined and Capitalized. Name or title of information seeking. Publisher's name, publisher's city, copyright year.

For Software:

Name of Software Underlined and Capitalized. Name or title of information seeking. Publisher's name, copyright year.

For Web Sites

Name of Web Site Underlined. Name or title of information seeking. Date accessed.

Place items in the bibliography in the following order using *reverse indenting* (the second line is indented, not first)

1. List books with authors in alphabetical order
2. List reference books, text books, or books without an author in alphabetical order
3. List software in alphabetical order
4. List websites in alphabetical order

SAMPLE BIBLIOGRAPHY

Bibliography

Silverstein, Shel. The Giving Tree. Harper Collins, New York, 1964

The Kingfisher First Encyclopedia. Deciduous trees, Kingfisher, New York, 1996

The World Book Encyclopedia. Franco Pizzaro, Francisco Coronado, the explorers. World Book Publishing, London, 1998.

US Adventures in Time and Place. Pueblo dwellings, tipis, native traditions, earth lodge. Macmillan McGraw-Hill, New York, 2000.

Microsoft Encarta. Henry Hudson the Explorer in New Amsterdam 1609. Microsoft Corporation, 1998.

www.tradecorridor.com/rosebud/nation.htm. French and Indian War. September 12, 2002